

Dear Shiao-Chen,

I want to thank you for this amazing gift. I never expected to get a resonance box for free.

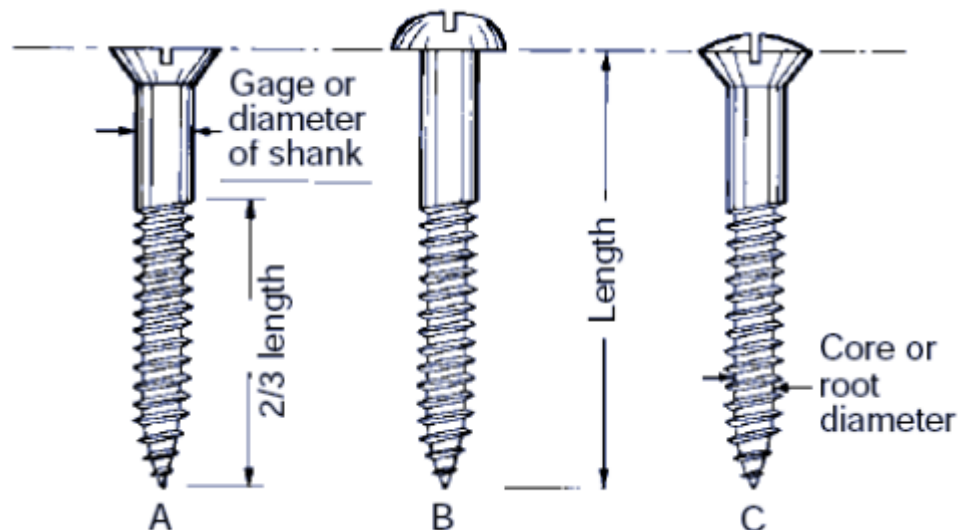
Hence I find it a bit disrespectful to comment on it. In dutch there is a saying :

*"You don't look in the mouth of a horse given free of charge"*

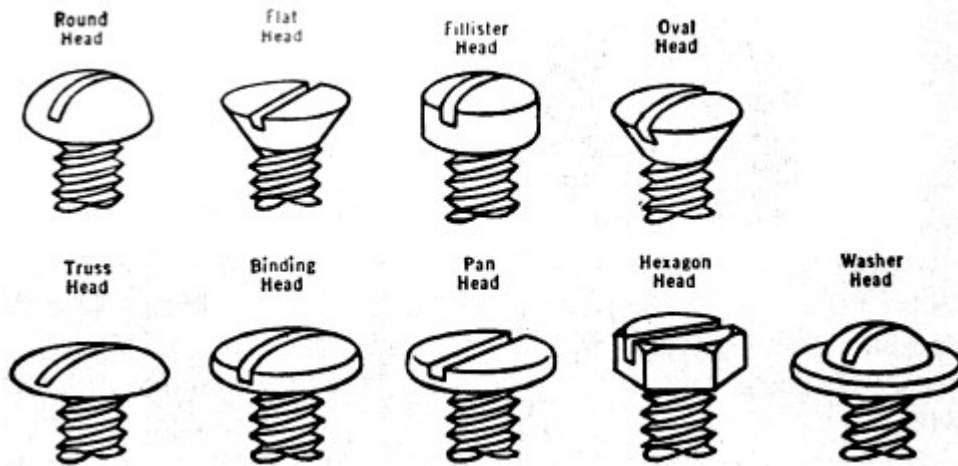
But since you asked for feedback in your latest update, I want to offer you these reflections. I do not think they will change the cost of production very much

- Please make the feet match. The music box has bronze feet and the box silver ones. The sound connection is also silver. It might be better to make the feet of the music box also silver coloured.

If you give a sound box, I would remove the resonance hole in the music box itself. It serves no purpose anymore. Make the six screws (for detaching the top of the box) stick out a bit (see B of picture). In that way, they will become a design feature. In your update they are hidden/inbedded in the wood (see A).



Please don't make them philips/cross headed but slotted, like your comb screws slotted. Slotted screws are mostly used for decoration. I think the fillister head would be a good choice.

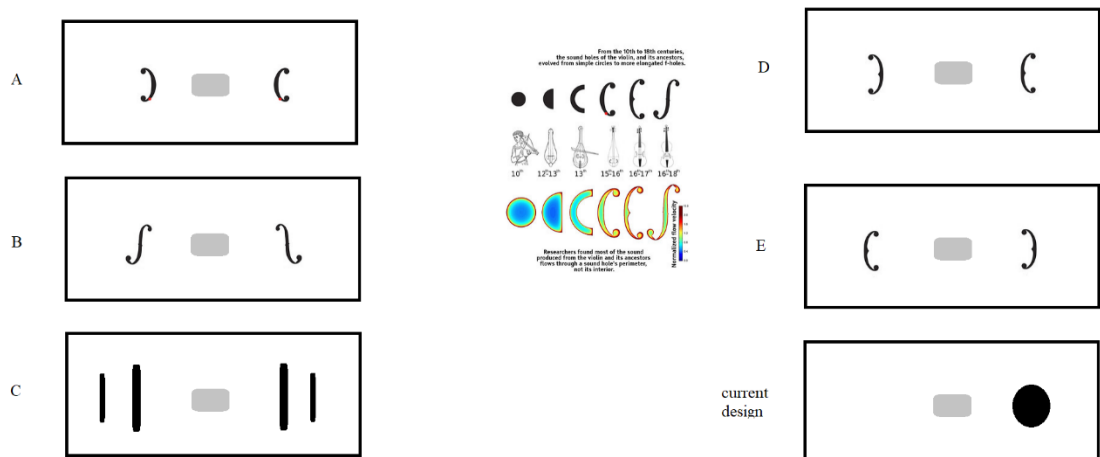


- Personally I would not include carrying grooves. Instead I would make more cut outs in the front. I did some research and there are many types of resonance holes. I included a link to the original scientific paper that I used for inspiration. .

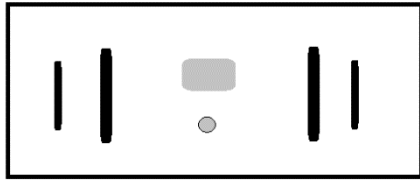
<https://royalsocietypublishing.org/doi/10.1098/rspa.2014.0905>

Apparently it is not the size of the hole but the size of the total circumference of the hole. The more circumference the better the sound. So the circle is not the most ideal form.

- I would remove the silver engraving plaque (gray field on the picture below) from the music box and place it on the resonance box instead. I would place resonance holes on either sides of the plaque. With the Paint application on my computer I created these possible fronts. What do you think? Personally I prefer E. But if the cost is too high for these cut outs, please consider C. C is basically 4 carrying grooves placed vertically on the front plate. It gives a very modern look. I actually like that one, too, and I think it is the cheapest 😊



- I would place the pick up audio output on the other side of the box so that it is not visible. If you do not agree perhaps you can place the silver engraving plaque a bit higher and put the pickup hole below it?



- If I am honest, the resonance box looks better with the N 40 standard than for the N 40 sublime (they are both out of maple wood). 200 dollars is a large complimentary cost , but what if you would only make the corners in acacia wood by using this technique



Or keep the box as it is, and use wood glue to add small strips of acacia wood on the corners? It would create depth and keep the extra cost very low

This is not a good drawing I know, but the black is your current box seen from above. The red bars are glued on small acacia wood panels.

If this is not possible, I think I would prefer a coloring varnish so that the box matches better with the acacia color.



Best regards,

Siegfried